

# Coach Registration for ISA (Iowa Soccer Association)

[Coach Registration \(bluesombrero.com\)](https://bluesombrero.com)

There are 3 compliance items that are required by either State or Federal law to be completed prior to volunteer participation within the Iowa Soccer Association. Without completion volunteers can be stopped from participation. All of the compliance courses can be completed within the USSF Learning Center.

The Concussion Certificate is obtained by completing the Intro to Safe and Healthy Playing Environments Course Within the USSF Learning Center

Volunteers should complete these courses as quickly as possible following registration. After volunteers are rostered to a team, the Sports Connect system will check with the USSF Learning Center for course completions for 7 consecutive days. If results are found, they will automatically be uploaded to volunteers Sports Connect Profile.

If volunteers do not complete the courses within 7 days of being rostered to a team, they will need to click the 'Get Learning Center Updates' button which can be located within your My Account page in the Sports Connect Association platform. Club registrars as well as the ISA state office also have access to the 'Get learning Center Updates' button for all of their volunteers.

[Access the USSF Learning center here: https://learning.ussoccer.com](https://learning.ussoccer.com) then click the Safe Soccer tab

Required Compliance:

1. SafeSport Certification (Can be obtained within the USSF Learning Center)
2. Concussion Certification (Within the USSF Learning Center by taking the Intro to Safe and Healthy Playing Environments Course)

**DO NOT COMPLETE A BACKGROUND CHECK THROUGH THE US SOCCER LEARNING CENTER.**

---

**TEAM PERSONNEL LISTING**

| Register Now   | Positions       | Manage Content |
|--|-----------------|----------------|
| Coach Risk Management Select and Academy Fall 2025/Spring 2026 | All Positions ⓘ | + Sign Up      |
| Coach Risk Management Registration Rec Fall 2025/Spring 2026   | All Positions ⓘ | + Sign Up      |

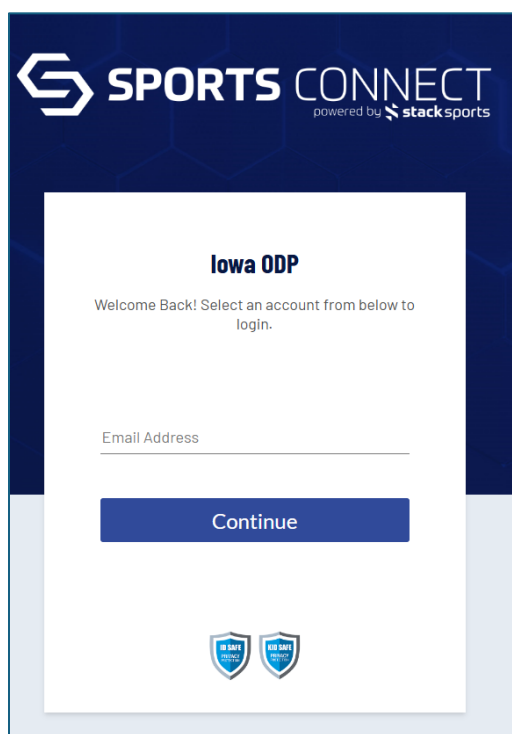
You will select what player type you will be coaching. If you are a Select or Academy coach, select the top option. If you are a Recreational coach, select the bottom option. If you are unsure of your team's play type, please select Recreational as that is where the bulk of our coaches will be placed.

If you coach multiple teams of differing player types (for instance one recreational team and one select team), it would help your club greatly if you registered into both groups (easy instructions to follow to complete this without many extra steps).

Step One – Select one of the sign up buttons shown above.

Step Two –

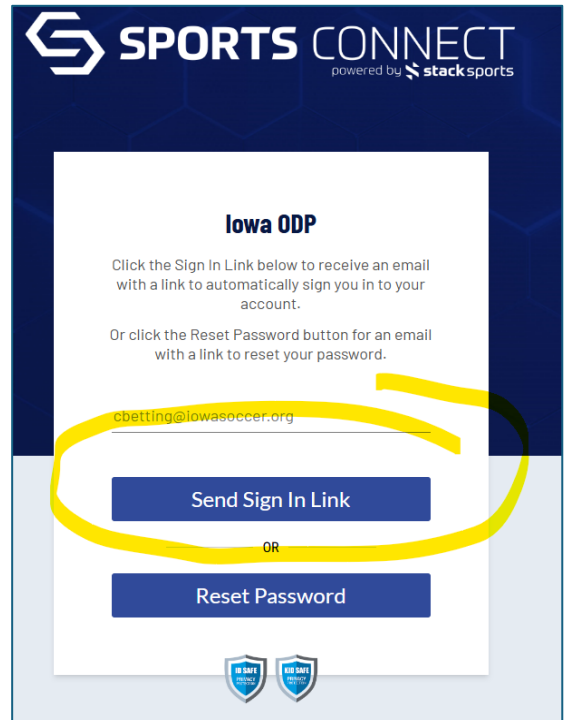
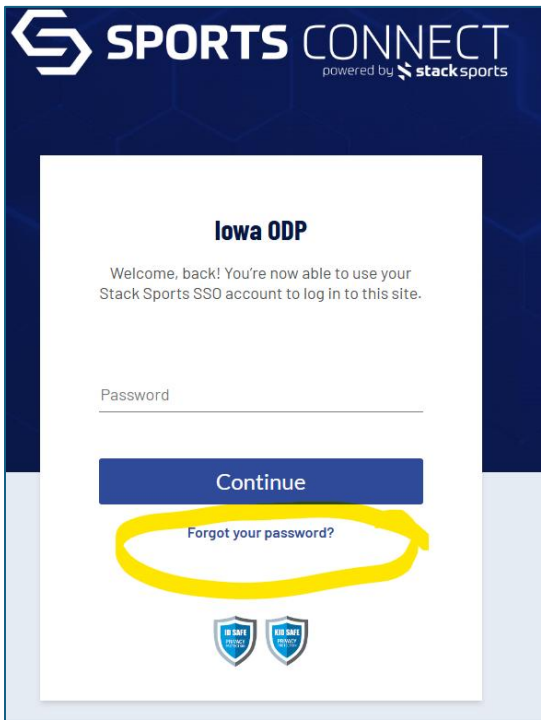
- Enter your email address.
  - This is the one that you have used to coach in the past. If you did this process last year, use that same email address
- If you are a coach that has a US Soccer Learning Center profile.
  - Use that email address here.
- **Do not use a brand-new email address as your past history will be lost.**



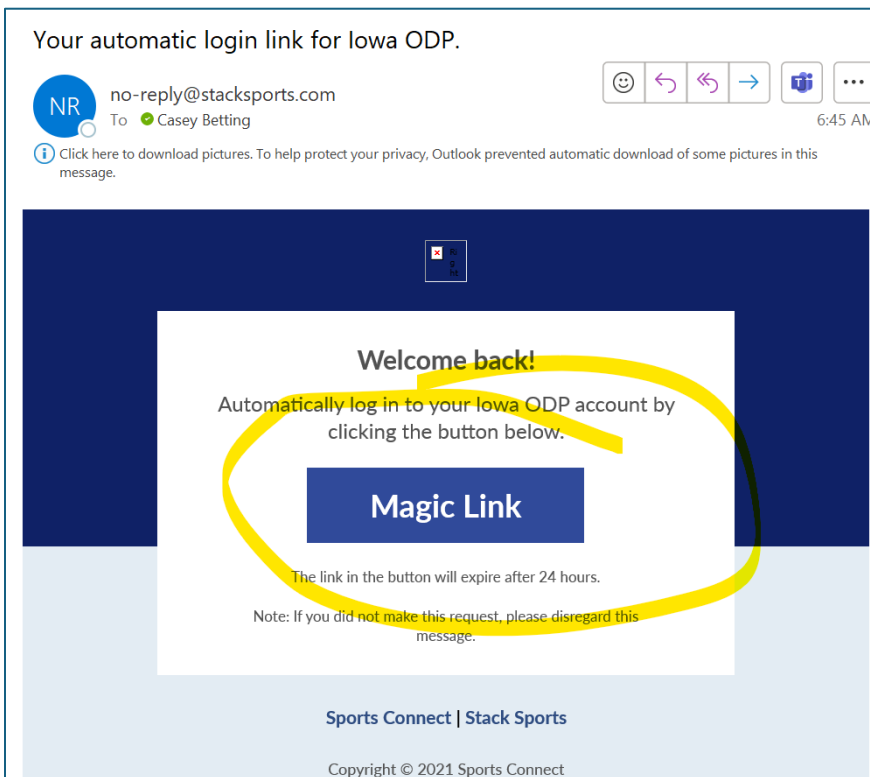
The image shows a login page for Iowa ODP on the Sports Connect platform. The page has a dark blue header with the 'SPORTS CONNECT' logo and 'powered by stack sports' text. Below the header, the text 'Iowa ODP' is displayed, followed by the message 'Welcome Back! Select an account from below to login.' There is an input field labeled 'Email Address' and a blue 'Continue' button. At the bottom of the page, there are two small logos for 'USA SOCCER' and 'USA SOCCER'.

Step Two (or skip to step 5 if you are able to login without a password reset) – Possibly reset your password to gain access.

Step Three – Have them send the magic link. Makes it SUPER EASY!!!



Step Four - Go to your email and click the magic link!



Step Five (this may be your second step) – The graphic below shows multiple roles. I have deleted the Assistant Coach and Team Manager roles for the purpose of registration. Click on Sign Up for the player type you are coaching.

| Register Now   | Positions       | Manage Content |
|--|-----------------|----------------|
| Coach Risk Management Select and Academy Fall 2025/Spring 2026 | All Positions ⓘ | + Sign Up      |
| Coach Risk Management Registration Rec Fall 2025/Spring 2026   | All Positions ⓘ | + Sign Up      |

If you are only coaching one player type, click on the select button showing “all positions” for that type and skip to Step 6

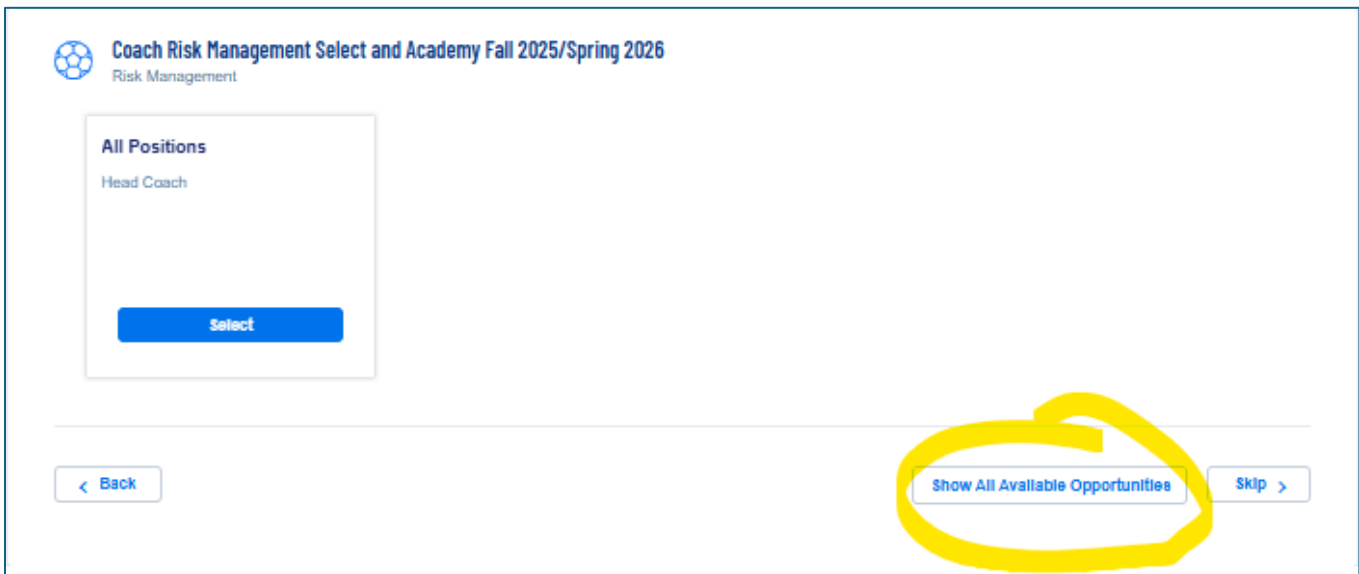
Coach Risk Management Select and Academy Fall 2025/Spring 2026  
Risk Management

All Positions  
Head Coach

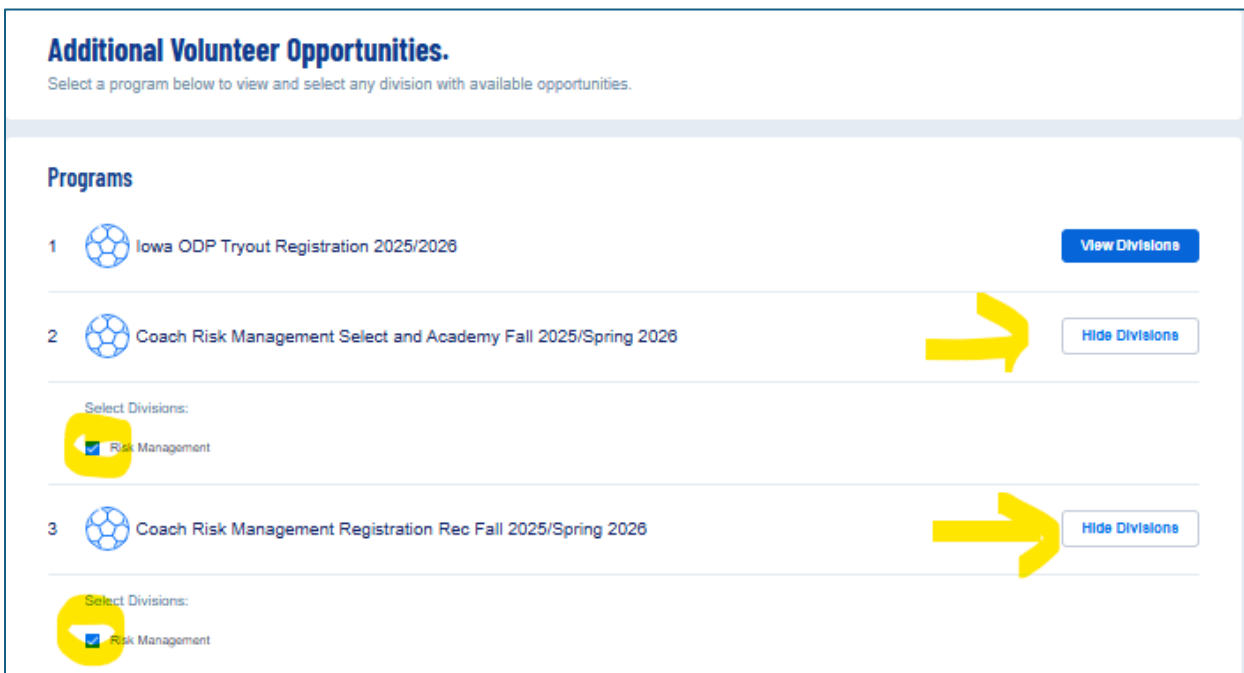
Select

< Back      Show All Available Opportunities      Skip >

If you are coaching multiple player types, click on show all available opportunities




Then click on the next screen to replicate these options checked



Then scroll down and click on view selected opportunities


## Step 6

 **Coach Risk Management Select and Academy Fall 2025/Spring 2026**  
Risk Management

**All Positions**  
Head Coach

**Select**

---

 **Coach Risk Management Registration Rec Fall 2025/Spring 2026**  
Risk Management


**All Positions**  
Coach Risk Management

**Select**


Click on the select button for each opportunity you have checked in prior steps. If you are doing multiple player types you will be able to click the select button twice


**Looking to get involved? Here are some opportunities.**  
You can sign up yourself or a family member.

---

 **Coach Risk Management Registration**  
Risk Management

**All Positions**  
Who would you like to sign up for this role?


 **Sign up Casey**

 **Sign up a new user**

---

[< Back](#) [Show All Available Opportunities](#) [Skip >](#)


Click on your face for as many positions as you have selected, then click on the continue button

 **Coach Risk Management Select and Academy Fall 2025/Spring 2026**  
Risk Management

**All Positions**  
Head Coach  
Casey Betting is Selected

✓ Selected

---

 **Coach Risk Management Registration Rec Fall 2025/Spring 2026**  
Risk Management

**All Positions**  
Coach Risk Management  
Casey Betting is Selected

✓ Selected


< Back

Show All Available Opportunities


Continue >

## Step Six – Pretty Standard Form Questions

- If you have previously registered, your profile will automatically load. Review the information for any changes. If you have none, scroll down, select your club from the drop down menu and click continue. If you are not a returning coach or your information doesn't automatically load, see steps below.
- Social Security number is required as this is the gateway to your background check.
- Advise coaches they will need to upload a photo here.
- They will also need to select your club from a drop-down list.
- If they coach for multiple clubs, they can select a secondary club on the list as well.


 **Casey**

**You've selected the following opportunity:**

 Coach Risk Management  
Registration  
Risk Management  
Head Coach

### Contact Information

|                    |                                   |               |                           |
|--------------------|-----------------------------------|---------------|---------------------------|
| Legal First Name * | Casey                             | Middle Name   | Shea                      |
| Legal Last Name *  | Betting                           | Email Address | cbetting@iowasoccer.org   |
| Date of Birth *    |                                   | Gender *      |                           |
| Address *          | 2800 University Ave Suite 420-163 |               | City *<br>West Des Moines |
| State *            | Iowa                              | State *       | Iowa                      |
| ZIP *              | 50266                             | Home Phone    |                           |
| Cell Phone *       | 515-451-0309                      |               |                           |

 Upload Profile  
Picture +

### Proof of Identification

Social Security Number \*


\*\*\*

Invald Social Security Number

**SSN #**

### Additional Information

We need a little more information for the following roles you've selected.

 Coach Risk Management  
Registration  
Risk Management  
Head Coach

Name Suffix


Enter Answer


Please select your Primary Club below: SID is for SportsConnect internal use Only \*

Select One

Please select your secondary Club below: SID is for SportsConnect internal use Only

Select One


 Concussion Certificate  
Only .png, .jpg, .pdf, .jpeg, .gif files allowed. Max file size 10MB

 SafeSport  
Only .png, .jpg, .pdf, .jpeg, .gif files allowed. Max file size 10MB

[Back](#) [Continue](#)

Step Seven - The next screen will be the coaches' profile page.

**My Roles & Certificates** Got it

 **Casey Betting** ✎ ■  
ID Number: 65949-707588  
Head Coach Coach Risk Management Registration 65949-707588 Risk Management

**Coach Risk Management Coach Risk Management**

| <input type="checkbox"/> | Certification          | Expiration Date | Status     | Compliant |
|--------------------------|------------------------|-----------------|------------|-----------|
| <input type="checkbox"/> | Risk Status            | 07/15/2025      | Approved   | ☑         |
| <input type="checkbox"/> | Concussion Certificate | None            | None       | ⚠         |
| <input type="checkbox"/> | SafeSport              | None            | Verified   | ☑         |
| <input type="checkbox"/> | Coaching License       | None            | National D | ☑         |

**Renew & Update**

[+ Volunteer](#)

You will see that my risk expiration date is shown. You will see that I am SafeSport verified. You will also see that my coaching license showed up in my profile. The coaching license will also show up on the coach passes in this system (maybe not immediately but within a few hours of setting up your profile)! My only non-compliance item is the concussion training. This will take place through the learning center - <https://learning.ussoccer.com/>. Coaches can also choose to upload certificates and coaching licenses into this profile page and the state can verify those. The only acceptable certificates for upload are non-expired SafeSport certificates and Head's Up certification completed after January 1, 2025.

**Do not pay for a background check in the US Soccer Learning Center. You will have one automatically run by completing the registration process.**

Coaches can use this web address to access their US Soccer Learning Center profile where they can find both their SafeSport training AND their Concussion training - [U.S. Soccer Learning Center \(ussoccer.com\)](https://ussoccer.com) . If you aren't immediately directed to the Safe Soccer tab in this website, access that. Your concussion training is labeled – Introduction to Safe and Healthy Playing Environments.